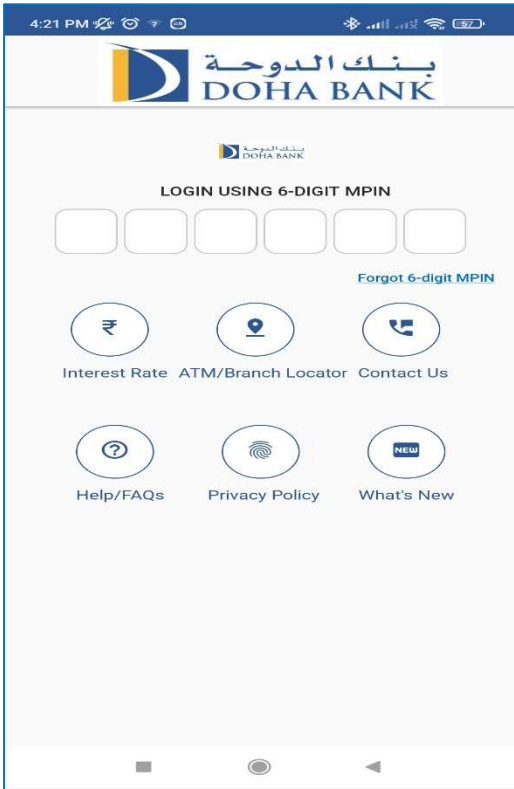
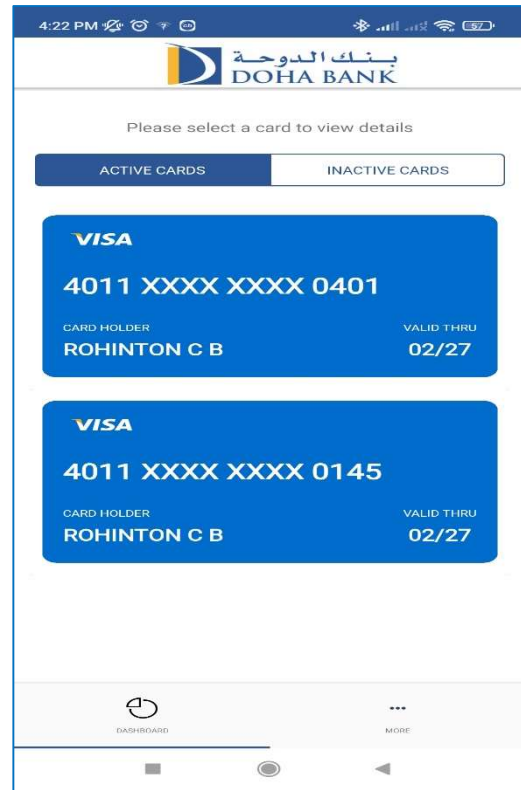


## Card Channel limits management steps

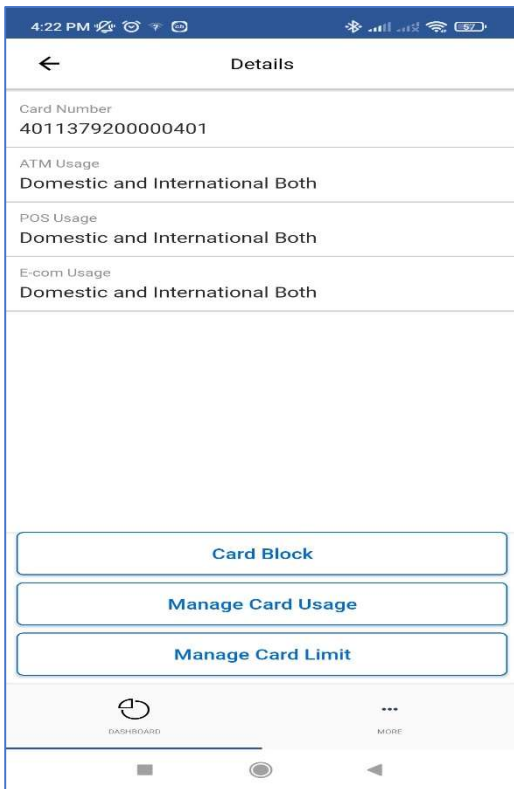
### Login to App



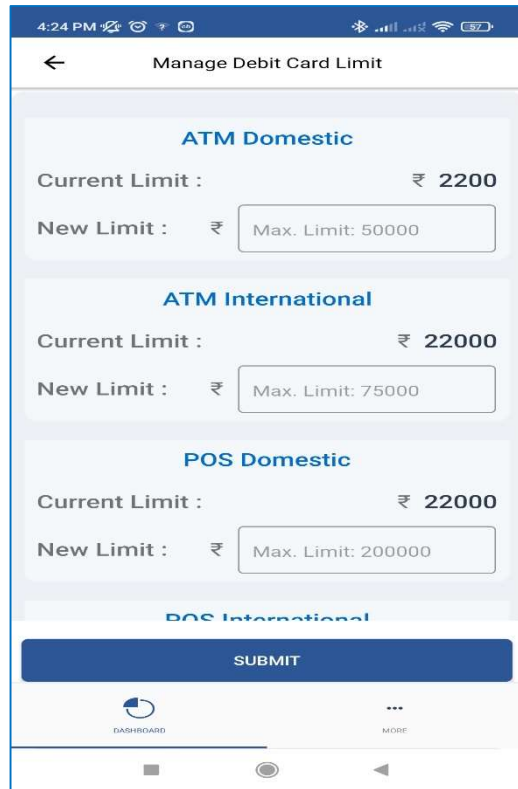
### Go to Dashboard Screen & click on Card no.:-



### Tab on Manage Card Limit option:-



### Increase/decrease limits as required:-



### Enter OTP :

4:25 PM 4G LTE 52%

← **OTP**

Card Number  
**4011379200000401**

Existing ATM Domestic Limit  
**₹2,200.00**

New ATM Domestic Limit  
**₹44,000.00**

Existing ATM International Limit  
**₹22,000.00**

New ATM International Limit  
**₹44,000.00**

Existing POS Domestic Limit  
**₹22,000.00**

New POS Domestic Limit  
**₹44,000.00**

Please enter OTP received on your registered mobile number


[Resend OTP](#)

**SUBMIT**

DASHBOARD MORE

### Change successful confirmation:

4:25 PM 4G LTE 52%



**Card Limit Manage**

Card Number  
**4011379200000401**

Existing ATM Domestic Limit  
**₹2,200.00**

New ATM Domestic Limit  
**₹44,000.00**

Existing ATM International Limit  
**₹22,000.00**

New ATM International Limit  
**₹44,000.00**

Existing POS Domestic Limit  
**₹22,000.00**

New POS Domestic Limit  
**₹44,000.00**

Existing POS International Limit  
**₹2,00,000.00**

New POS International Limit  
**₹44,000.00**

DASHBOARD MORE